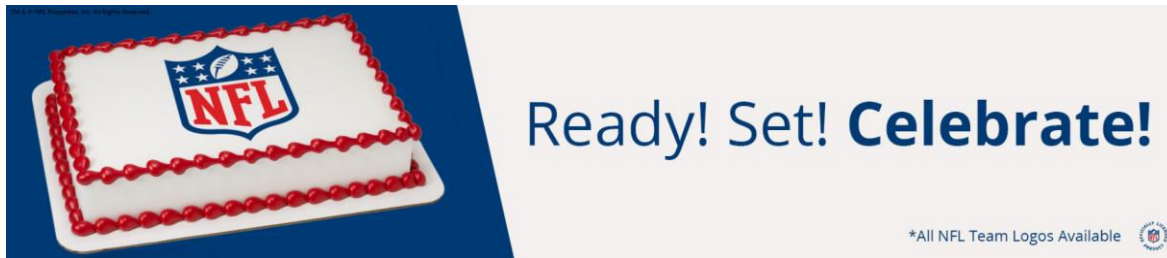


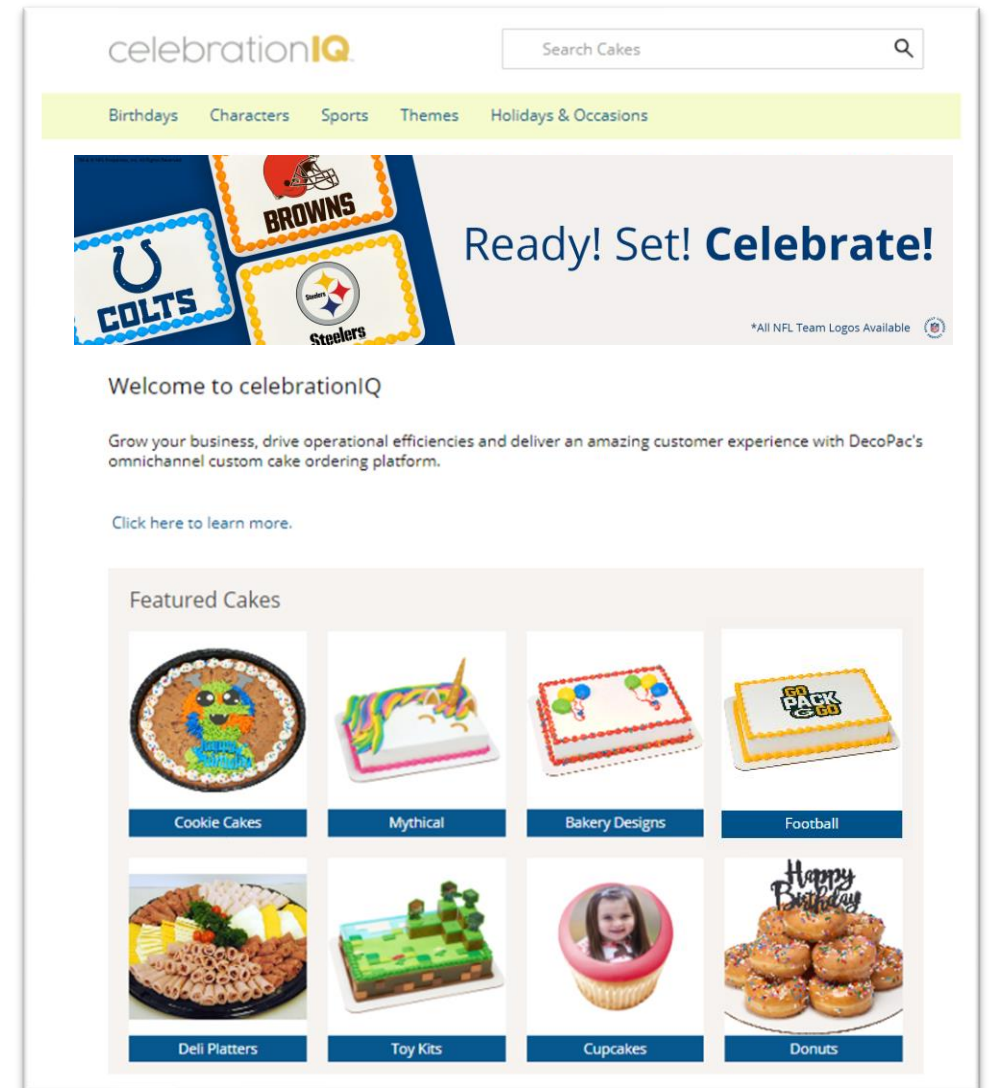
- PhotoCake® images are available for your customers to order online
- Ensure the images are on your site to help your customers celebrate with their favorite team.
- Update your hero banner to create customer awareness
- Increase your cake sales using virtual inventory
- Contact cakes@decopac.com for help or more information


[Visit Hero Banners](#) to see your hero banner option



[Visit Licensed Marketing Content for your Bakery | DecoPac](#)

Visit our social toolkit marketing hub for assets to help drive engagement with your customers





Every team Available
NFL Football & Tee DecoSet®



#24102 NFL Football & Tee
PhotoCake® Edible Image® DecoSet®
Background



#25056 NFL Football & Tee
PhotoCake® Edible Image® DecoSet®
Background

NFL

Can be entered as custom designs



#15192 NFL Brown Football with Shield
Cupcake Rings



#23876 NFL Football
Pop Tops®



Every team Available
NFL Team Helmet Cupcake Rings

NFL

Images available on your connected PhotoCake Systems and on CelebrationIQ



#4942 NFL Shield
PhotoCake® Edible Image®



#28246 NFL Teams
PhotoCake® Edible Image® Frame



Every team Available
NFL Team PhotoCake® Edible Image®



Select teams available
Team Mantra PhotoCake® Edible Image®



How to Update Your Site

Add images in your admin site:

1. Bakery Cakes
2. Cake Designs
3. Select New Cakes
4. Filter
5. Check include image's you want
6. Select Save to upload images to your online cake ordering site.

Update your Hero Banner and Featured Cakes:

1. Bakery Cakes-CelebrationIQ Banner
2. Bakery Cakes-CelebrationIQ Featured Cakes

See our user guide page 16 (hero banner) and page 21 (adding new cake designs)

[USER GUIDE](#)

The screenshot shows the admin interface for updating cake designs. It includes a navigation menu with 'Bakery Cakes' selected, a dropdown menu for 'Cake Designs', and a 'Cake Designs' management page. The page displays a grid of 103 cakes with 'Include' checkboxes. Numbered callouts 1 through 4 highlight key steps: 1. Clicking 'Bakery Cakes' in the navigation; 2. Clicking 'Cake Designs' in the dropdown; 3. Clicking 'Select All Cakes' in the management page; 4. Clicking the 'Include' checkbox for a specific cake design.