

# Message Cookies

celebration**IQ**<sup>™</sup>



# Custom Message Cookies allow customers to add their own message and photos!



# Message Cookies – use our designs or add you own!



# Message Cookies – use our designs or add you own!















# Customer Experience – Message Cookies



Make your celebration a success! Let us be your one stop shop to your  
To learn more please visit [celebrationIQ](#).

Landing  
Page

Featured Cakes

 Bakery Designs	 Cookie Cakes	 Cupcakes	 Personal Photo
 Balloons and Presents	 Sweet Treats	 Donuts	 Cartoon Cakes
 Halloween	 Movie Favorites	 Toy Kits	 Birthdays

Cake  
Build  
View

< Go Back

Create Your Cake

CHOOSE YOUR CAKE SIZE:



Changes are not reflected in preview.  
Please note that your cake may have some design variations.

CHOOSE YOUR CAKE FLAVOR:



Decoration: \$0.00  
Size: Message Cookie  
Flavor: Chocolate Chip + \$12.99  
Piped Message:  
Piped Message Color: Black

Order Total: \$12.99  
Price does not include tax.

CONTINUE

ADD YOUR PIPED MESSAGE:

Message will not appear on preview.



Enter Your Piped Message

# Decorator Experience

Back

Needs Action

0

New

1

Accepted

2

Conditional

0

Canceled

0

Active

History

Active Order Queue

Sorted by:  
Pickup Date

No Filter

Angela Test  
10/31/25 3:00 PM


Accepted  
Order: 1646761

Angela Test2  
11/08/25 10:30 AM

Accepted  
Order: 1646774

Angela Schellenberg  
11/15/25 1:00 PM

New  
Order: 1704729



Order Details

Order: 1704729  
Product: Happy Birthday Message Cookie  
Item #: TMPL-Everyday Message  
Background Type: asis  
Size: Cookie Cake  
Flavor: Chocolate Chip  
Filling:  
Frosting Flavor:  
Photo Uploads: N/A  
Tax:

Customer Details

Date Ordered: 10/28/25 1:26 PM  
Pickup Date/Time: 11/15/25 1:00 PM


Accept

Conditionally Accept

Cancel

PCO View

celebrationIQ



# Adding Custom Designs to Individual Bakeries

1. Log into Admin site
2. Select Custom Cake Size
3. Select new custom cake size.
4. Fill out name, description, servings, upload icon.
5. Save-custom size created.
6. Select Custom Cakes
7. Select New
8. Fill in Description
9. Fill in Number
10. Select Age Group
11. Select categories recommend 2-3
12. Select cake Design
13. Cake Sizes(can select multiple options)
14. Add keywords for customers to search item
15. Upload Image
16. Select create custom cake Adding in Custom Cake Designs to individual bakeries
17. Add Flavors-Cakes/Flavors
18. Select Edit
19. Choose cake flavor
20. Select Yes-add price to flavor.
21. Save
22. Repeat steps 18-21 for fillings and frosting options.

## New Custom Cake Sizes

Name  
6 pack

Description  
six pack of cupcakes

Servings  
6

Icon


Use the default icon shown or upload your own.  
Find icons at [celebrationpics.com/icons](http://celebrationpics.com/icons)

*Note: If you choose to upload an image that is not from [celebrationpics.com/icons](http://celebrationpics.com/icons), make sure that it is a PNG, JPG or GIF. For best results image size should be 72 DPI and 200px. Max file size is 200KB.*

**WARNING:** By law, copyrighted materials (e.g., logos) require permission of the copyright holder. Unauthorized use is prohibited.

Upload Icon

[Reset Icon](#)



Cancel Save

**Title:**

Description:

Long description:

Number:

Order:

Weight:

Age Range (Hold Ctrl key to select multiple options)

Gender:

Competition (Hold Ctrl key to select multiple options)

Care Change:

Care Name (Hold Ctrl key to select multiple options)

Tax Code:

Search Keywords:

Images

Note: Image file must be a PNG, JPG or GIF format.  
For best results, image size should be 1024px and 1000px by 1000px.  
Max file size is 20MB.

**WARNING:** By law, copyrighted materials (logos, slogans, designs, images, cartoon characters, etc.) may not be reproduced without permission of the copyright holder. Unauthorized use of copyrighted materials can result in civil and criminal penalties and fines.

Upload image: <input type="button" value="Choose File"/>	No file chosen	Maximum Position:	Currently uploaded image: Remove image <input type="checkbox"/> Remove
Upload image: <input type="button" value="Choose File"/>	No file chosen	Maximum Position:	
Upload image: <input type="button" value="Choose File"/>	No file chosen	Maximum Position:	
Upload image: <input type="button" value="Choose File"/>	No file chosen	Maximum Position:	

☐ Small Object Warning: "Warning: Drinking hazard found parts not for children under 3"

☐ Allow Product Description

☐ Allow Product Upload

Cake Flavors

YES

Cake Flavored

YES

Chocolate Chip

YES

Pumpkin

YES

Sugar

YES

Chocolate Chip

YES

Apple

YES

Pecan

YES

Glazed Donut

YES

Chocolate Cake Flavored

YES

Chocolate

YES

Marble

YES

Red Velvet

NO

Tres Leches

YES

White

NO

Carrot

YES

Yellow

NO

Variety

Cake Size

Pumpkin Pie

NO

0.00

48 Cookies

NO

0.00

Donuts Party Pack

NO

0.00

Bakery PhotoCake

NO

0.00

Cookie Cake

NO

0.00

6 dozen cupcakes

YES

9.99

6 pack

YES

6.99

Graduation half sheet cake

YES

57.00

24 Cookies

NO

0.00

1/8 Sheet

YES

19.00

1/4 Sheet

YES

25.00

1/2 Sheet

YES

51.00

Full Sheet

YES

74.00

Pull Apart Cupcake Cake

NO

0.00

7" Round

NO

0.00

8" Round

YES

25.00

9" Round

NO

0.00

10" Round

NO

0.00

Signature

NO

0.00

Simple Signature

NO

0.00

Petite Signature

NO

0.00

1 Cupcake

NO

0.00

6 Pack Cupcakes

YES

5.99

12 Pack Cupcakes

YES

11.00

24 Pack Cupcakes

YES

23.00

Signature Cupcake Platter

NO

0.00

As Shown

YES

0.00

Base Price (\$)

0.00

0.00

0.00

0.00

0.00

9.99

6.99

57.00

0.00

19.00

25.00

51.00

74.00

0.00

0.00

0.00

0.00

0.00

5.99

11.00

23.00

0.00

0.00

Directions:

Update the cake flavors, sizes and prices that your bakery offers, or adjust your pricing. Anticipate more updates in the future? No problem. This is always available to edit so your customers are shown your latest cake options.

Note: Most bakeries only have a base price for Signature Cakes.

Cancel

Save

17-21

1

Cake Size Information

# Adding Custom Designs to Bakeries Websites Thru Mass Updates

1. Log into Mass Updates
2. Select Custom Cakes
3. Create New Cake
4. Fill out Description
5. Fill out Number
6. Price in Dollars
7. Categories-recommend 2-3
8. Select cake design
9. Select cake size
10. Add keywords for searching
11. Upload image
12. Check mark "Push to locations after saving" along with any other additions to cake build.
13. Select save to create custom design.
14. Select Cake Flavors
15. Select a Cake Flavor
16. Checkmark on left side options you would like to include.
17. Checkmark "include in options" and add a price to desired cake flavor.
18. Save when completed adding in flavor options.
19. Repeat steps 16-18 for cake filling & cake frosting options.

[illegible]