

Custom Seasonal Cupcakes Q3

celebrationIQ™



Patriotic



#27925 Stars and Stripes
Forever Banner Layon



#38869 USA Flag
Layon



#27177 Fireworks
Skewer



#28790 Star
Skewer



#27176 USA Love
DecoPics®



#25493 USA
Cupcake Rings



#37916 American Flag
Cupcake Rings



#25614 Celebrate Liberty
Cupcake Rings

Back to School



#27169 Kawaii Back to School Cupcake Rings



#29289 School Rules Icons Cupcake Rings



#38825 School Icons Cupcake Rings












Customer Experience – Cupcakes



A SCHELLENBERG DEMO
(785) 317-0190
3500 THURSTON AVE
ANOKA, MN 55303

Landing Page

Featured Cakes

 <p>Cupcakes</p>	 <p>Video Games & Apps</p>	 <p>Donuts</p>	 <p>Mythical</p>
 <p>Toy Kits</p>	 <p>Personal Photo</p>	 <p>Balloons and Presents</p>	 <p>Personalize Designs</p>
 <p></p>	 <p>Football</p>	 <p>Marvel's Spider-Man™</p>	

Create Your Cake




CHOOSE YOUR CAKE SIZE:

 <p>Serves 6 6 Pack Cupcakes</p>	 <p>Serves 12 12 Pack Cupcakes</p>
---	---

Cake Build View



CHOOSE YOUR CAKE FLAVOR:

 <p>+ \$11.99 Chocolate</p>	 <p>+ \$11.99 Marble</p>	 <p>+ \$11.99 White</p>
--	---	--

Please note that your cake may have some design variations.

Decoration: \$5.00
Size: 12 Pack Cupcakes
Flavor: White + \$11.99

Order Total: \$16.99
Price does not include tax.

CONTINUE

CHOOSE YOUR FROSTING FLAVOR:

Decorator Experience

Alert 0 Orders in alert

New 0 Orders to Accept

Accepted 2 Accepted Orders

Conditional 0 Orders to Accept

Pending 0 Pending Orders

Closed 0 Closed Orders

No Filter

Order Status

Angela Schellenberg
01/21/23 10:45 AM Accepted Order: 505448

Angela Test
02/12/23 1:00 PM Accepted Order: 489781

Payment Type / Method
IN-STORE
Pickup / Delivery Option

DELIVERY

Order Details

Order: 505448
Source: Kiosk
Product: Valentine's Day Hearts
Item #: TMPL-Valentine's Day Hearts
Size: 12 Pack Cupcakes
Flavor: White
Filling: Whipped Frosting
Frosting Flavor: Whipped Frosting
Frosting Color:

Customer Details

Name: Angela Schellenberg
Phone: +1 (555) 555-5555
Order Placed: 01/17/23 10:33 AM
Requested Pickup: 01/21/23 10:45 AM
Email: angela@decopac.com

Cancel

Ready for Pickup

PCO
View

Admin
View



Cake Details

Product: TMPL-Valentine's Day Hearts
Valentine's Day Hearts
Size: 12 Pack Cupcakes
Flavor: White
Frosting Flavor: Whipped Frosting
Background Type: Standard

Customer Details

Payment: In Store
Name: Angela Schellenberg
Phone: +1 (555) 555-5555
Order Placed: 01/17/23 10:33 AM
Requested Pickup: 01/21/23 10:45 AM
Email: angela@decopac.com

Product Pickup Option: DELIVERY

Order Status:

Accepted - No changes needed

Send Ready for Pickup Notification

Print

Cancel Order

Adding Custom Cupcake Designs to Individual Bakeries

1. Log into Admin site
2. Select Custom Cake Size
3. Select new custom cake size.
4. Fill out name, description, servings, upload icon.
5. Save-custom size created.
6. Select Custom Cakes
7. Select New
8. Fill in Description
9. Fill in Number
10. Select Age Group
11. Select categories recommend 2-3
12. Select cake Design
13. Cake Sizes(can select multiple options)
14. Add keywords for customers to search item
15. Upload Image
16. Select create custom cake Adding in Custom Cake Designs to individual bakeries
17. Add Flavors-Cakes/Flavors
18. Select Edit
19. Choose cake flavor
20. Select Yes-add price to flavor.
21. Save
22. Repeat steps 18-21 for fillings and frosting options.


2-5

New Custom Cake Sizes

Name: 6 pack

Description: six pack of cupcakes

Servings: 6

Icon: 

Buttons: Upload Icon, Reset Icon, Cancel, Save

6-16

Add Item


Description: Celebration Day Heats

Number: 12

Servings: 12

Age Group: Adult

Categories: Cakes, Cookies, Donuts

Cake Design: 

Buttons: Cancel, Save

Cake Flavors

<input checked="" type="checkbox"/>	Cake Flavored
<input checked="" type="checkbox"/>	Chocolate Chip
<input checked="" type="checkbox"/>	Pumpkin
<input checked="" type="checkbox"/>	Sugar
<input checked="" type="checkbox"/>	Chocolate Chip
<input checked="" type="checkbox"/>	Apple
<input checked="" type="checkbox"/>	Pecan
<input checked="" type="checkbox"/>	Glazed Donut
<input checked="" type="checkbox"/>	Chocolate Cake Flavored
<input checked="" type="checkbox"/>	Chocolate
<input checked="" type="checkbox"/>	Marble
<input checked="" type="checkbox"/>	Red Velvet
<input type="checkbox"/>	Tres Leches
<input checked="" type="checkbox"/>	White
<input type="checkbox"/>	Carrot
<input checked="" type="checkbox"/>	Yellow
<input type="checkbox"/>	Variety

Cake Size

Cake Size	Base Price (\$)
Pumpkin Pie	0.00
48 Cookies	0.00
Donuts Party Pack	0.00
Bakery PhotoCake Cookie Cake	0.00
Cookie Cake	0.00
6 dozen cupcakes	9.99
6 pack	6.99
Graduation half sheet cake	57.99
24 Cookies	0.00
1/8 Sheet	19.99
1/4 Sheet	25.99
1/2 Sheet	51.99
Full Sheet	74.99
Pull Apart Cupcake Cake	0.00
7" Round	0.00
8" Round	25.99
9" Round	0.00
10" Round	0.00
Signature	0.00
Simple Signature	0.00
Petite Signature	0.00
1 Cupcake	0.00
6 Pack Cupcakes	5.99
12 Pack Cupcakes	11.99
24 Pack Cupcakes	23.99
Signature Cupcake Platter	0.00
As Shown	0.00

Buttons: Cancel, Save

17-21



Adding Custom Cupcake Designs to Bakeries Websites Thru Mass Updates

1. Log into Mass Updates
2. Select Custom Cakes
3. Create New Cake
4. Fill out Description
5. Fill out Number
6. Price in Dollars
7. Categories-recommend 2-3
8. Select cake design
9. Select cake size
10. Add keywords for searching
11. Upload image
12. Check mark "Push to locations after saving" along with any other additions to cake build.
13. Select save to create custom design.
14. Select Cake Flavors
15. Select a Cake Flavor
16. Checkmark on left side options you would like to include.
17. Checkmark "include in options" and add a price to desired cake flavor.
18. Save when completed adding in flavor options.
19. Repeat steps 16-18 for cake filling & cake frosting options.

2-13

14-18

DECOPAC

Calendar of Events and Promotions

celebration**IQ**[™]



JULY – CELEBRATE FREEDOM

1 – Canada Day

4 – Independence Day

7 – World Chocolate Day

7 - National Strawberry Sundae Day

9 – National Sugar Cookie Day

15 - National Give Something Away Day

17 – World emoji Day

18 – Set Back to School in-store

21 – National Ice Cream Day

25 – National Hot Fudge Sundae Day

28– National Milk Chocolate Day

30 – International Day of Friendship

AUGUST – CELEBRATE FAMILY

Back to School Season Begins

4 – National Chocolate Chip Cookie Day

4 – National Friendship Day

6 – National Night Out

10 – National S'more Day

15 – National Lemon Meringue Pie Day

19 - National Soft Ice Cream Day

19 – Set Patriotic in-store for Labor Day

25 – National Banana Split Day

27 – National Just Because Day

28 – National Power Rangers Day

SEPTEMBER – CELEBRATE BIRTHDAYS

1 – Set Fall in-store

2 – Labor Day

8 – National Grandparent’s Day

12 – NFL Season Begins

12 – National Chocolate Milkshake Day

14 – National Cream Filled Donut Day

15 – Hispanic Heritage Month Begins

18 – Air Force Birthday

22 – Autumn Equinox

27 – National Chocolate Milk Day

29 – National Coffee Day