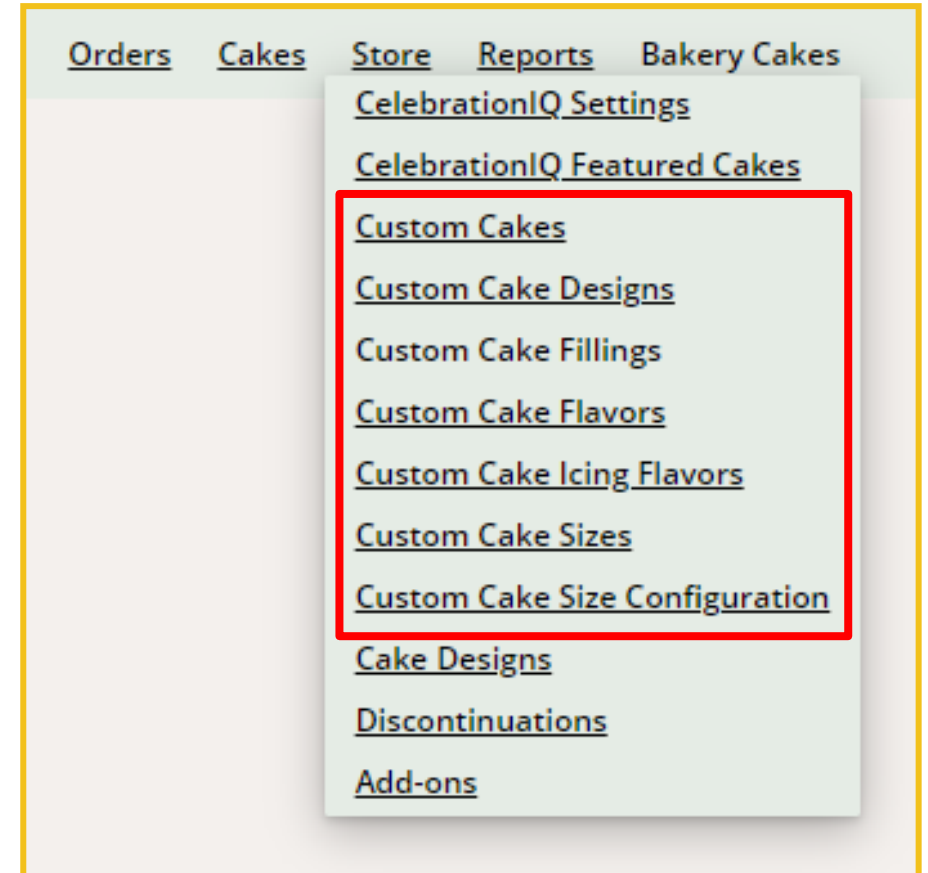


- **Custom Cakes** – Use this option to add any sort of custom or specialty cake that your bakery provides that doesn't fit within the default parameters
- **Custom Cake Designs** – Used to add upcharge options to custom cakes (Only available for custom cakes)
- **Custom Cake Fillings** – Used to add additional custom cake fillings to your bakery offerings.
- **Custom Cake Flavors** – Used to add additional custom cake flavors to your bakery offerings.
- **Custom Cake Icing Flavors** – Used to add additional custom icing (frosting) flavors to your bakery offerings.
- **Custom Cake Sizes** – Used to add custom sized (or non-standard) cakes to your bakery offerings.
- **Custom Cake Size Configuration** – Used to limit specific designs from your bakery offerings to custom cake sizes. Generic designs only.



Filling out the Custom Cake Information Form

- Description
- Long Description
- Your Item Number
- Gender (used for search/filter by customer)
- Price in Dollars (if this field is used, it will override any upcharge pricing and show “As Is”)
- Age Groups (used to search/filter by customer)
 - We recommend selecting no more than 4 categories
- Cake Design (used to have upcharge sell point if you do not enter price in dollars)
 - Example: Selecting DecoSet will add the upcharge you have set for DecoSets
- Cake Sizes
- Trademark symbol (if applicable)
- Key Words – separated by a comma
- Up to 4 images
 - Ability to rank the images to indicate the first, second, etc. image.

New Custom Cake

Enter Your Cake Information

Description *

Happy Birthday Iced Rose

Long description

Iced Blue Rose Happy Birthday Cake

Number *

123

Gender

Neutral

Price in dollars

If any number is entered here, all pricing variables by size, flavor, design, icing, etc will be overwritten; the customer will pay one price for this cake.

24.99

Age Groups (Hold Ctrl Key to select multiple options)

Preschool
Child
Adult
All Ages
NONE

Categories (Hold Ctrl Key to select multiple options)

Birthdays
Adult
All Ages
Kids
Infant & Toddler
Milestone Birthdays
Characters
Disney 101 Dalmatians
Adventure Time
Amelia Earhart

Cake Design

NONE - None

Cake Sizes (Hold Ctrl Key to select multiple options)

1/8 Sheet
1/4 Sheet
1/2 Sheet
Full Sheet
Pull Apart Cupcake Cake

Trade Mark

Search Keywords

Birthday, Iced, Rose

Images

Note: Image file must be a PNG, JPG or GIF format.
For best results image size should be 72 DPI and 1000px by 1000px.
Max file size is 200KB.

Upload Image: <input type="button" value="Choose File"/> No file chosen	Slideshow Position: <input type="text" value="0"/>
Upload Image: <input type="button" value="Choose File"/> No file chosen	Slideshow Position: <input type="text" value="0"/>
Upload Image: <input type="button" value="Choose File"/> No file chosen	Slideshow Position: <input type="text" value="0"/>
Upload Image: <input type="button" value="Choose File"/> No file chosen	Slideshow Position: <input type="text" value="0"/>

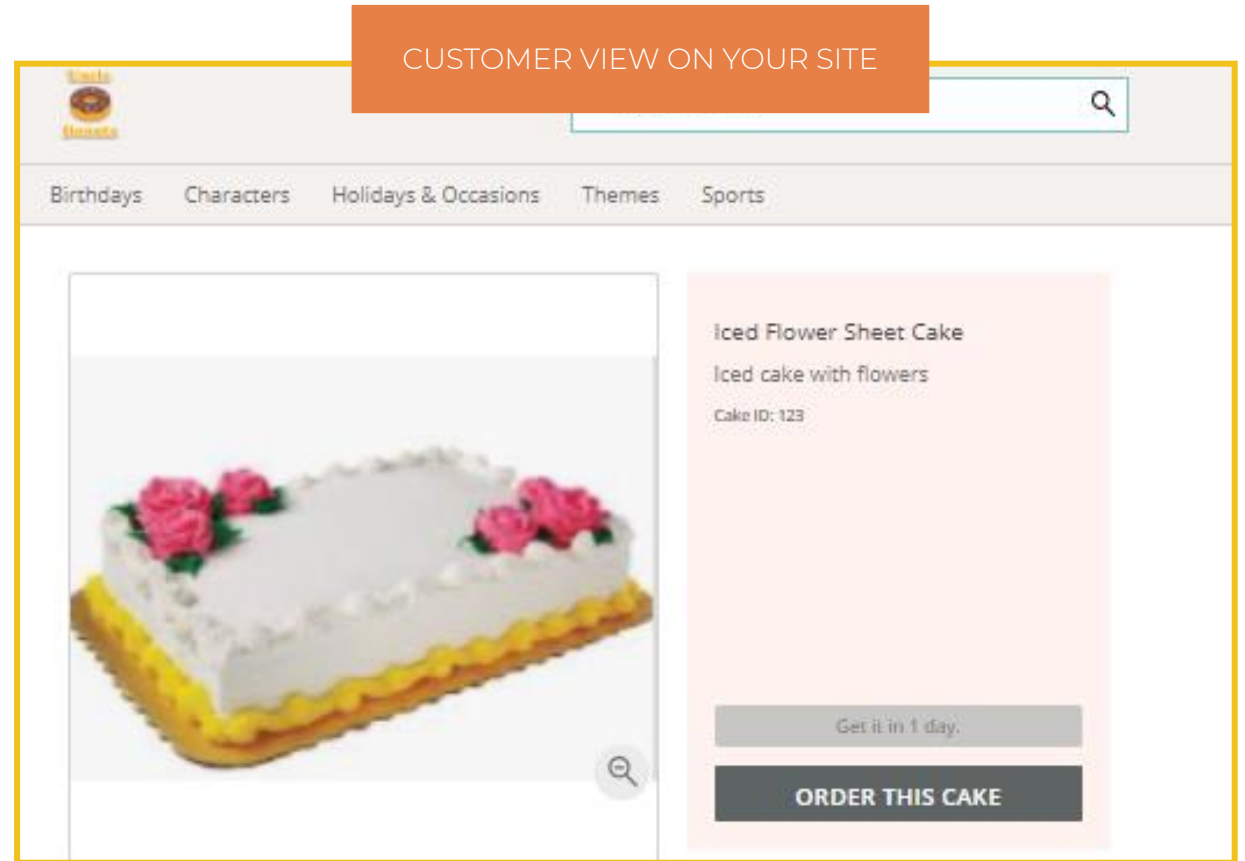
Small Object Warning: *Warning: Choking Hazard Small parts - not for children under 3*

Allow Piped Inscription

Allow Photo Upload

Key Information on Custom Cakes Form:

- For sections involving selecting more than one option, must use CTRL and click to select multiple options
- Not all fields are mandatory to fill out, only the ones with an asterisk*
- The Category Themes you select are the themes your cake will appear under on CIQ
- Images are static and not available to see in preview as a DecoPac product would be
- Up to 3 images can be uploaded
- “Slideshow Position” 1, 2, 3 will control the order images are shown (example if you enter 1 that will be the first image shown to customer)
- Select “Allow Piped Inscription if customer can include personal message
- Select “PhotoUpload” if customer can add a personal photo
- Select small object warning if applies
- **Make sure to select Create Custom Cake**
 - Unable to save progress on a custom cake
- Ability to edit Custom Cakes or deactivate them at any time



DON'T FORGET TO CLICK

Create Custom Cakes

TO SAVE CHANGES

Custom Cakes

Use to add custom or specialty cake designs unique to only you (can only be set up as custom)

1

My User Profile Language User Guide Sign Out

Orders Cakes Store Reports Bakery Cakes

- CelebrationIQ Settings
- CelebrationIQ Featured Cakes
- Custom Cakes
 - Custom Cake Designs
 - Custom Cake Fillings
 - Custom Cake Flavors
 - Custom Cake Icing Flavors
 - Custom Cake Sizes
 - Custom Cake Size Configuration
 - Cake Designs
 - Discontinuations
 - Add-ons



Cake Design will now appear as an option when you create a Custom Cake.

Birthdays

- Adult
- All Ages
- Kids
- Infant & Toddler
- Milestone Birthdays
- Characters
 - Disney 101 Dalmatians
 - Adventure Time
 - Amelia Earhart

Cake Design

- Torte Cakes
- Torte Cakes
- CHOC - Chocolate - licensed
- SWDP - Sweet Décor® Printed Edible Decorations
- RINP - Cupcake Rings - licensed
- SGSP - SugarSoft® Printed Edible Decorations - licensed
- RINO - Cupcake Rings
- GUMS - Gum Paste Sprays
- GUML - Gum Paste Layon
- SWDR - Sweet Décor® Edible Decorations
- RINF - Cupcake Rings

2

New Custom Cake Design

Name

Torte Cakes

3

Create Cake design

Custom Cake Design

Name	Actions
Torte Cakes	<input type="button" value="Edit"/> <input type="button" value="Delete"/>

You always have the option to *Edit* or *Delete* Custom Cake Designs

My Customer Number: 6031 [My User Profile](#) [Language](#) [User](#)

[Orders](#) [Cakes](#) [Store](#) [Reports](#)

1 [Designs](#)

2 [Cake Decoration Charges Edit](#)

Store Information

Cake Designs Charges

Item	Available	Price
Torte Cakes GENERIC		
Gum Paste Flowers GENERIC	No	-
Fondant Sweet Shapes® GENERIC	No	-
Cake Kit GENERIC	Yes	\$5.00
Skewer GENERIC	Yes	\$1.00
Chocolate LICENSED	No	-
Cupcake Rings GENERIC	No	-
Cupcake Rings LICENSED	No	-
SugarSoft® Printed Edible Decorations LICENSED	Yes	\$3.00
LICENSED	No	-
Cupcake Rings GENERIC	No	-

Edit Cake Information

Cake Design Prices

Our database knows the designs available at your store and will display that information for your customers on Cakes.com. For now, simply enter the additional charge for each type of design.

3 YES NO **Cake Decorations Upcharge**

Decoration	Additional Charge (\$)
Torte Cakes GENERIC	<input checked="" type="checkbox"/> YES <input type="checkbox"/> NO 5.00
Gum Paste Flowers GENERIC	<input type="checkbox"/> YES <input checked="" type="checkbox"/> NO 0.00
Fondant Sweet Shapes® GENERIC	<input type="checkbox"/> YES <input checked="" type="checkbox"/> NO 0.00

4 **Cancel** **Save**

Directions:

Update the cake flavors, sizes and prices that your bakery offers, or adjust your pricing. Anticipating more updates in the future? No problem. This page is always available to edit so your customers are always shown your latest cake options.

Note: Most bakeries only have a base price for Signature Cakes.

Each option works the same to add custom option and update pricing.

1. Select the proper option under Bakery Cakes
 - Example: Custom Cake Fillings
2. Select New custom Cake Filling
3. Enter the name of your custom filling
 - Example: Ice Cream
4. Select Create Cake Filling

Filling: ingredient/flavor used to fill center of cakes

Flavor: type of cake (example: Rainbow)

Icing: type/flavor used to decorate cake

New Custom Cake Filling

New Custom Cake Filling

Name

Create Cake filling

[Orders](#) [Cakes](#) [Store](#) [Reports](#) [Bakery Cakes](#)

[CelebrationIQ Settings](#)

[CelebrationIQ Featured Cakes](#)

[Custom Cakes](#)

[Custom Cake Designs](#)

[Custom Cake Fillings](#)

[Custom Cake Flavors](#)

[Custom Cake Icing Flavors](#)

[Custom Cake Sizes](#)

[Custom Cake Size Configuration](#)

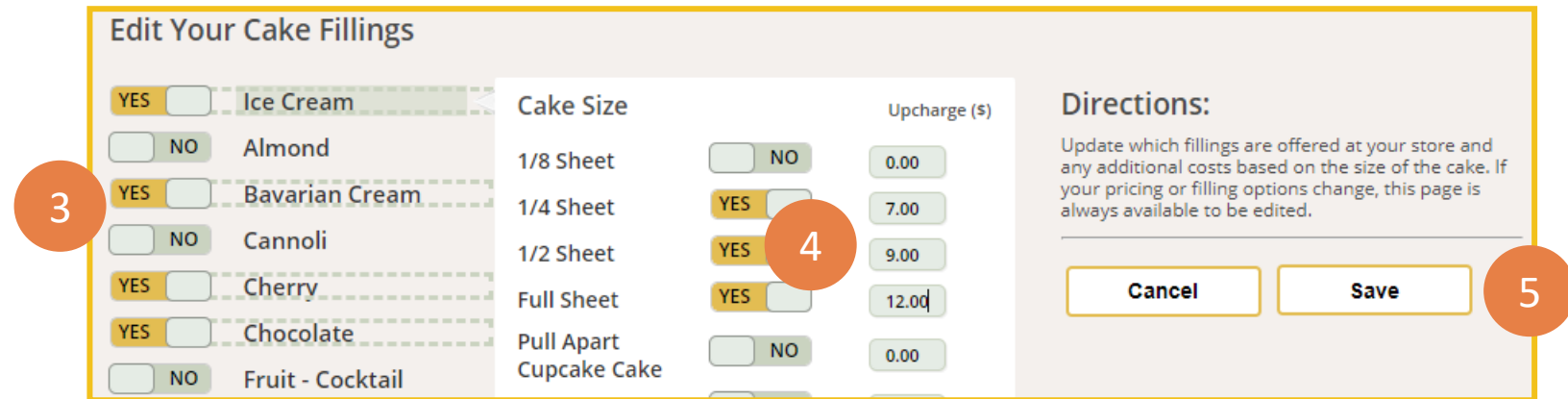
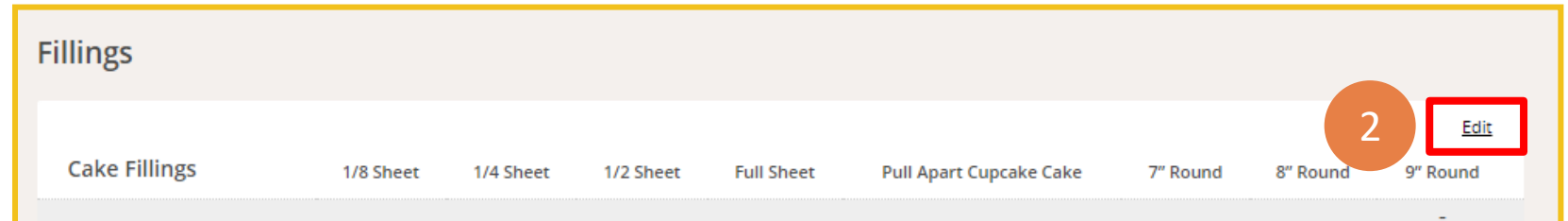
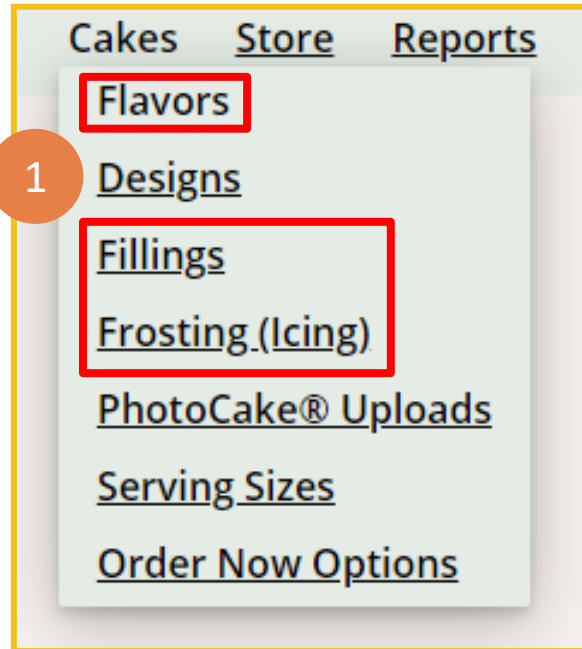
[Cake Designs](#)

[Discontinuations](#)








[Add-ons](#)

How to add an upcharge for custom cake filling, flavors, and icing flavors:


1. Select the proper option under Cakes Menu
 - Example: Custom Cake Fillings
2. Select Edit
3. Toggle Custom Filling to YES
4. Add in upcharge for each size you offer custom filling
5. Select Save
6. Filling will now show up for your customer to select as option.



CHOOSE YOUR FILLING FLAVOR:

 <p>+\$0.00 No Filling</p>	 <p>+\$5.00 Bavarian Cream</p>	 <p>+\$3.00 Cherry</p>
 <p>+\$2.00 Chocolate</p>	 <p>+\$7.00 Ice Cream</p>	 <p>+\$4.00 Same as Frosting</p>
 <p>+\$3.00</p>		

Example: Ice Cream
Custom Filling Flavor



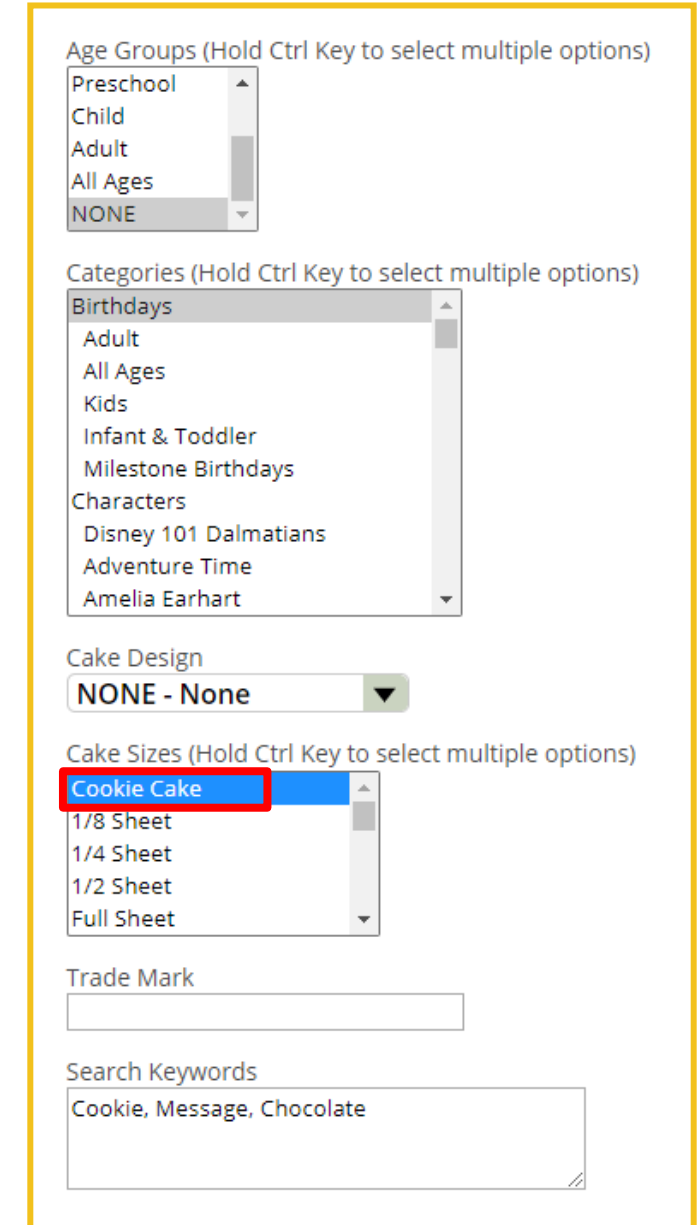
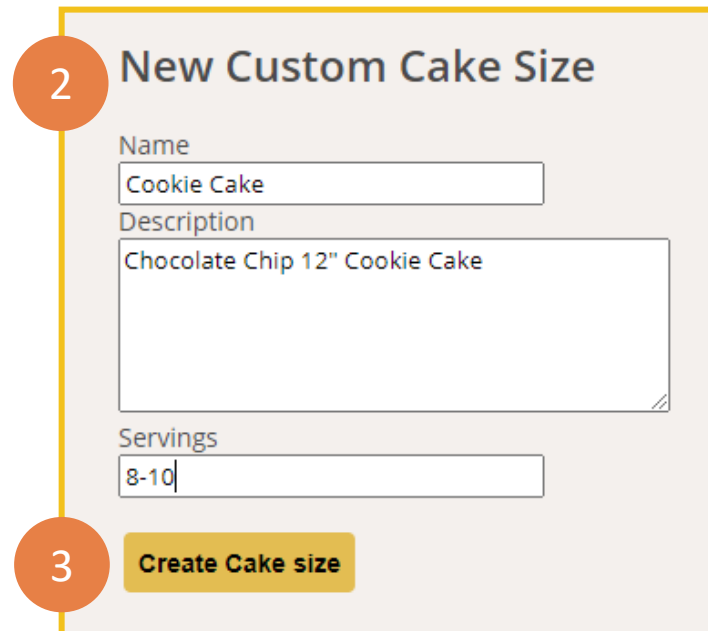
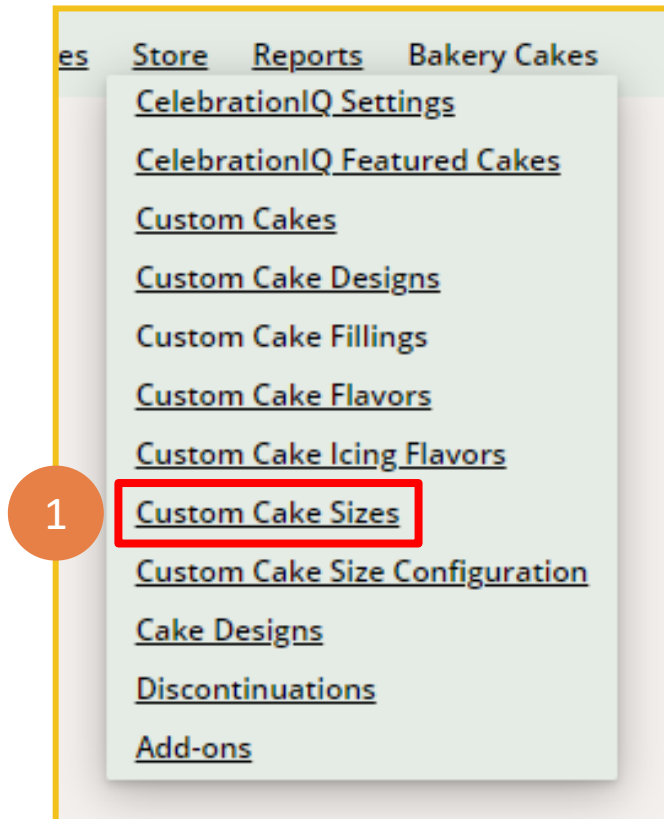
Please note that your cake may have some design variations.

<p>Decoration: \$5.00</p> <p>Size: 1/4 Sheet</p> <p>Flavor: Marble + \$12.99</p> <hr/> <p>Order Total: \$17.99 Price does not include tax.</p>
--

CONTINUE

1. Select Custom Cake Sizes in Bakery Cakes menu
2. Select New Custom Cake Size
3. Fill in Name, Description and Servings
 - Example: Cookie Cake
4. Select Create Cake Size

*This cake size will now show up when creating new custom cakes and be available for you to select.



Custom Cakes - Size Configuration

Use to set up details of custom cake sizes

1. Select Custom Cake Size Configuration in Bakery Cakes menu
2. Select a cake size
 - Example: Cookie Cake
3. Select Categories you want to search for cake designs to offer on selected cake size
4. Select Filter
5. Check what cake designs you want to offer on your custom cake size

*This cake size will now show up when creating new custom cakes and be available for you to select.

The image shows two screenshots from the CelebrationIQ system. The left screenshot shows the 'Bakery Cakes' menu with 'Custom Cake Size Configuration' highlighted by a red box and a '1' in a blue circle. The right screenshot shows the 'Cake Size Inclusions' configuration page. A dropdown menu is set to 'Cookie Cake' (marked with a '2' in a blue circle). A 'Filter' button is highlighted with a red box and a '4' in a blue circle. A '3' in a blue circle points to the category selection checkboxes. A '5' in a blue circle points to the 'Include' checkboxes for each cake design.

Cake Size Inclusions

All Cakes Chocolate Cupcake Layon Designer Prints® DecoSet® / Cake Kit
 DecoSet® Signature Edible Image® Paste DecoSet® Layon PhotoCake® Backgrou
 PhotoCake® Frame PhotoCake® Strip DecoPics® Pop Tops®
 Cupcake Rings Sweet Décor™ SugarStyle™

Select All Cakes Clear All Cakes **Filter**

Select a cake size* **Cookie Cake**






 (19625) Stork and Baby Special delivery! Celebrate a new arrival with this adorable baby and stork cake design! A fun cartoon with soft colors make for an ideal cake for celebrating your new addition. This design features a photo of the baby-of-honor! Order and personalize your cake today.	 (20908) Apple A simple scholastic design, perfect for any number of occasions! This is the apple that teachers want! Order and personalize your cake today.	 (544) Congrats Grad Your graduate did it! Now it's the time to celebrate with this fun Edible Image® Printed by PhotoCake is perfect for adding a personalized photo surrounded by the words Congrats Grad. Order and personalize your cake today.	 (25902) Penguins Winter gets a little warmer when cozy penguins come to play! Make your holiday celebration a little sweeter with this cute and cozy scene. Order and personalize your cake today!
<input checked="" type="checkbox"/> Include	<input checked="" type="checkbox"/> Include	<input checked="" type="checkbox"/> Include	<input checked="" type="checkbox"/> Include
 (531) Animal Print Grad Your graduate did it! Now it's the time to celebrate with this fun Edible Image® Printed by PhotoCake that features a pink, white and black background with the words: Congrats Grad. Order and personalize your cake today.	 (20168) Driver License The cake they've been waiting for! Driving is a rite of passage, so make their milestone extra sweet! This is a cake design to remember, featuring a photo of the new driver, within a driver's license template. An instant centerpiece! Order and personalize your cake today.	 (26483) Magical Celebration Kids will be delighted at the sight of their favorite animals decorating a tree for Christmas! Order and personalize your cake today!	 (20271) Tennis Perfect for a themed party or to reward the team for hard fought season! This tennis-themed cake design boasts a vibrant image of 2 racquets, against an image of the net. This centerpiece-worthy design is sure to score a goal. Order and personalize your cake today.


Custom Flavors - Customer Experience

What the online ordering experience will look like for your customer

Create Your Cake

CHOOSE YOUR CAKE SIZE:

 Serves 8 - 10 1/8 Sheet	 Serves 20 - 25 1/4 Sheet	 Serves 40 - 50 1/2 Sheet
 Serves 80 - 100 Full Sheet	 Serves 20 - 25 8" Round	



*Actual image size on cake may vary by store.

Please note that your cake may have some design variations.

Create Your Cake

Order Total: \$0.00
Price does not include tax.

CONTINUE

CHOOSE YOUR CAKE FLAVOR:

CHOOSE YOUR FILLING FLAVOR:

CUSTOMER VIEW ON YOUR SITE

This feature is currently being added to CIQ