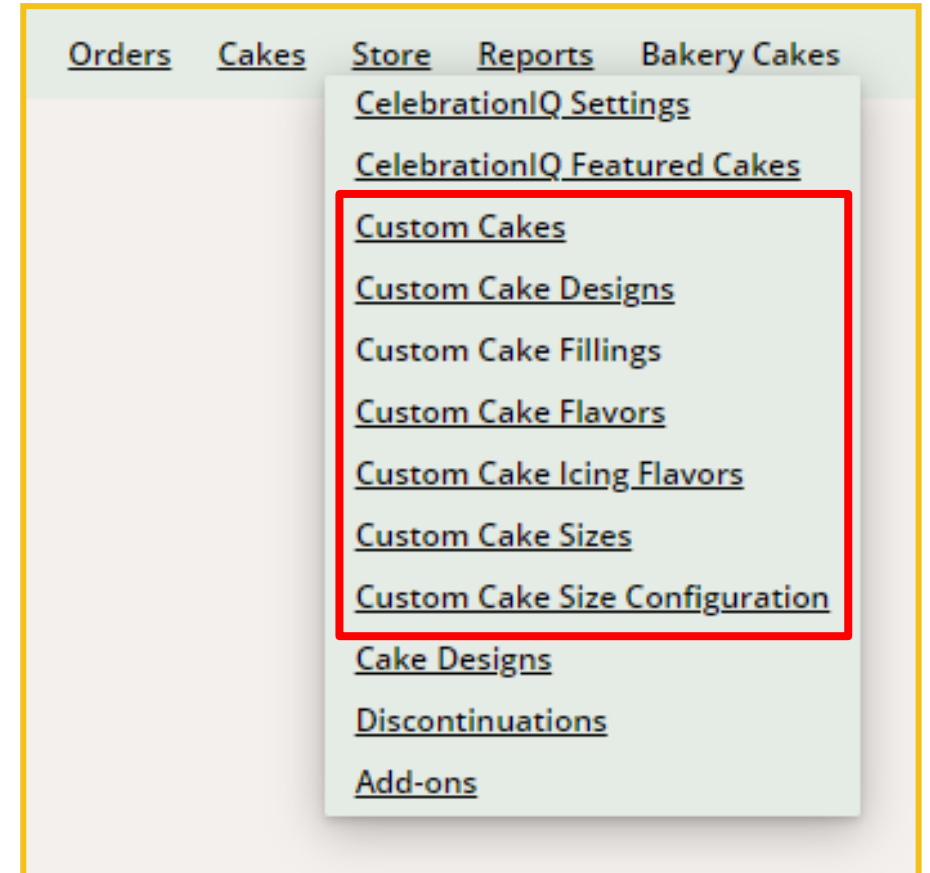


- **Custom Cakes** – Use this option to add any sort of custom or specialty cake that your bakery provides that doesn't fit within the default parameters
- **Custom Cake Designs** – Used to add upcharge options to custom cakes (Only available for custom cakes)
- **Custom Cake Fillings** – Used to add additional custom cake fillings to your bakery offerings.
- **Custom Cake Flavors** – Used to add additional custom cake flavors to your bakery offerings.
- **Custom Cake Icing Flavors** – Used to add additional custom icing (frosting) flavors to your bakery offerings.
- **Custom Cake Sizes** – Used to add custom sized (or non-standard) cakes to your bakery offerings.
- **Custom Cake Size Configuration** – Used to limit specific designs from your bakery offerings to custom cake sizes. Generic designs only.



### Filling out the Custom Cake Information Form

- Description
- Long Description
- Your Item Number
- Gender (used for search/filter by customer)
- Price in Dollars (if this field is used, it will override any upcharge pricing and show “As Is”)
- Age Groups (used to search/filter by customer)
  - We recommend selecting no more than 4 categories
- Cake Design (used to have upcharge sell point if you do not enter price in dollars)
  - Example: Selecting DecoSet will add the upcharge you have set for DecoSets
- Cake Sizes
- Trademark symbol (if applicable)
- Key Words – separated by a comma
- Up to 4 images
  - Ability to rank the images to indicate the first, second, etc. image.

### New Custom Cake

Enter Your Cake Information

Description \*

Happy Birthday Iced Rose

Long description

Iced Blue Rose Happy Birthday Cake

Number \*

123

Gender

Neutral

Price in dollars

If any number is entered here, all pricing variables by size, flavor, design, icing, etc will be overwritten; the customer will pay one price for this cake.

24.99

Age Groups (Hold Ctrl Key to select multiple options)

Preschool  
Child  
Adult  
All Ages  
NONE

Categories (Hold Ctrl Key to select multiple options)

Birthdays  
Adult  
All Ages  
Kids  
Infant & Toddler  
Milestone Birthdays  
Characters  
Disney 101 Dalmatians  
Adventure Time  
Amelia Earhart

Cake Design

NONE - None

Cake Sizes (Hold Ctrl Key to select multiple options)

1/8 Sheet  
1/4 Sheet  
1/2 Sheet  
Full Sheet  
Pull Apart Cupcake Cake

Trade Mark

Search Keywords

Birthday, Iced, Rose

Images

Note: Image file must be a PNG, JPG or GIF format.  
For best results image size should be 72 DPI and 1000px by 1000px.  
Max file size is 200KB.

Upload Image: <input type="button" value="Choose File"/> No file chosen	Slideshow Position: <input type="text" value="0"/>
Upload Image: <input type="button" value="Choose File"/> No file chosen	Slideshow Position: <input type="text" value="0"/>
Upload Image: <input type="button" value="Choose File"/> No file chosen	Slideshow Position: <input type="text" value="0"/>
Upload Image: <input type="button" value="Choose File"/> No file chosen	Slideshow Position: <input type="text" value="0"/>

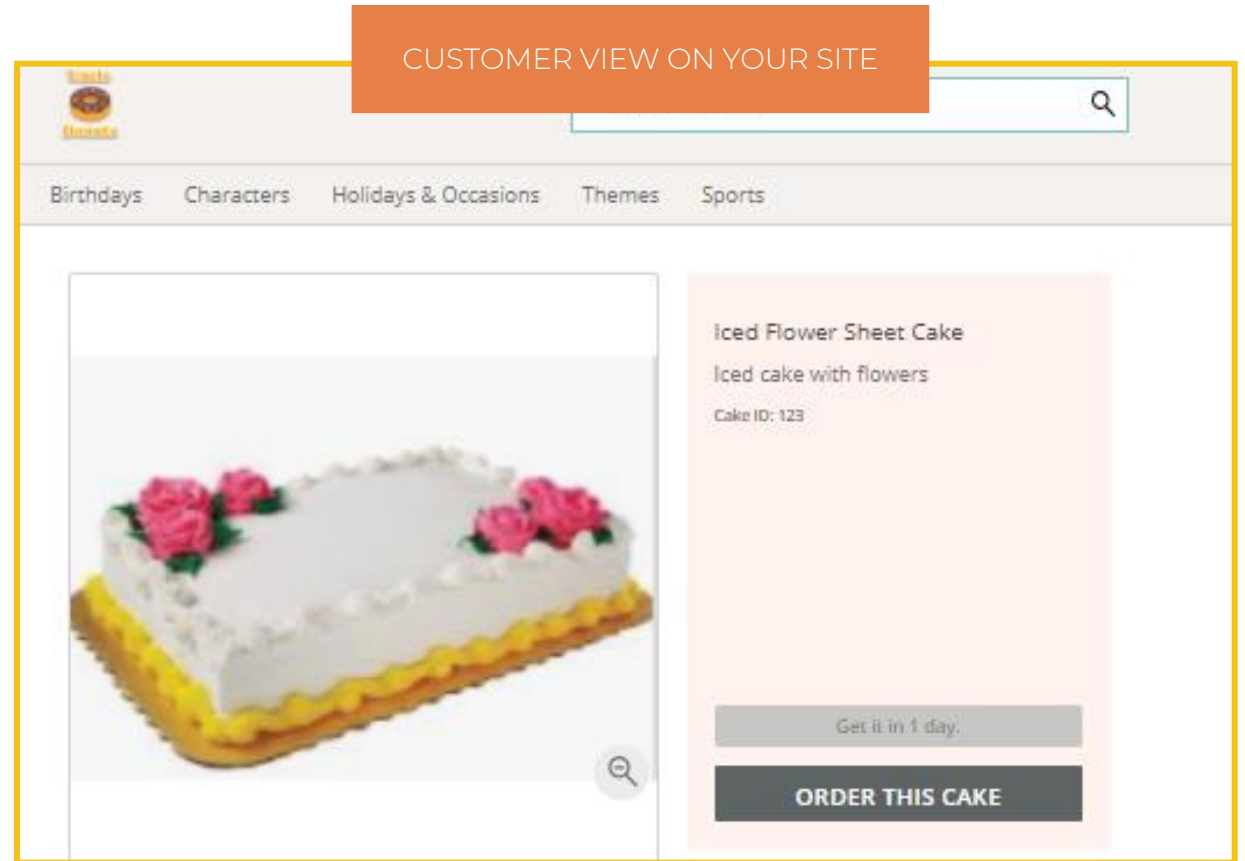
Small Object Warning: \*Warning: Choking Hazard Small parts - not for children under 3\*

Allow Piped Inscription

Allow Photo Upload

## Key Information on Custom Cakes Form:

- For sections involving selecting more than one option, must use CTRL and click to select multiple options
- Not all fields are mandatory to fill out, only the ones with an asterisk\*
- The Category Themes you select are the themes your cake will appear under on CIQ
- Images are static and not available to see in preview as a DecoPac product would be
- Up to 3 images can be uploaded
- “Slideshow Position” 1, 2, 3 will control the order images are shown (example if you enter 1 that will be the first image shown to customer)
- Select “Allow Piped Inscription if customer can include personal message
- Select “PhotoUpload” if customer can add a personal photo
- Select small object warning if applies
- **Make sure to select Create Custom Cake**
  - Unable to save progress on a custom cake
- Ability to edit Custom Cakes or deactivate them at any time



DON'T FORGET TO CLICK

**Create Custom Cakes**

TO SAVE CHANGES

# Custom Cakes

Use to add custom or specialty cake designs unique to only you (can only be set up as custom)

1

My User Profile Language User Guide Sign Out

Orders Cakes Store Reports Bakery Cakes

- CelebrationIQ Settings
- CelebrationIQ Featured Cakes
- Custom Cakes
  - Custom Cake Designs
  - Custom Cake Fillings
  - Custom Cake Flavors
  - Custom Cake Icing Flavors
  - Custom Cake Sizes
  - Custom Cake Size Configuration
  - Cake Designs
  - Discontinuations
  - Add-ons



Cake Design will now appear as an option when you create a Custom Cake.

Birthdays

- Adult
- All Ages
- Kids
- Infant & Toddler
- Milestone Birthdays
- Characters
  - Disney 101 Dalmatians
  - Adventure Time
  - Amelia Earhart

Cake Design

- Torte Cakes
- Torte Cakes
- CHOC - Chocolate - licensed
- SWDP - Sweet Décor® Printed Edible Decorations
- RINP - Cupcake Rings - licensed
- SGSP - SugarSoft® Printed Edible Decorations - licensed
- RINO - Cupcake Rings
- GUMS - Gum Paste Sprays
- GUML - Gum Paste Layon
- SWDR - Sweet Décor® Edible Decorations
- RINF - Cupcake Rings

2

## New Custom Cake Design

Name

3

Create Cake design

## Custom Cake Design

Name	Actions
Torte Cakes	<input type="button" value="Edit"/> <input type="button" value="Delete"/>

You always have the option to *Edit* or *Delete* Custom Cake Designs

My Customer Number: 6031 [My User Profile](#) [Language](#) [User](#)

[Orders](#) [Cakes](#) [Store](#) [Reports](#)

[Flavors](#)

**1** [Designs](#)

[Fillings](#)

[Frosting \(Icing\)](#)

[PhotoCake® Uploads](#)

[Serving Sizes](#)

[Order Now Options](#)

## Store Information

---

### Cake Designs Charges

**2** [Cake Decoration Charges Edit](#)

Item	Available	Price
Torte Cakes GENERIC	No	-
Gum Paste Flowers GENERIC	No	-
Fondant Sweet Shapes® GENERIC	No	-
Cake Kit GENERIC	Yes	\$5.00
Skewer GENERIC	Yes	\$1.00
Chocolate LICENSED	No	-
Cupcake Rings GENERIC	No	-
Cupcake Rings LICENSED	No	-
SugarSoft® Printed Edible Decorations LICENSED	Yes	\$3.00
LICENSED	No	-
Cupcake Rings GENERIC	No	-

## Edit Cake Information

### Cake Design Prices

**3**  YES  NO **Cake Decorations Upcharge**

Our database knows the designs available at your store and will display that information for your customers on Cakes.com. For now, simply enter the additional charge for each type of design.

Decoration	Available	Additional Charge (\$)
Torte Cakes GENERIC	<input checked="" type="checkbox"/> YES	5.00
Gum Paste Flowers GENERIC	<input type="checkbox"/> NO	0.00
Fondant Sweet Shapes® GENERIC	<input type="checkbox"/> NO	0.00

**4** [Cancel](#) [Save](#)

**Directions:**

Update the cake flavors, sizes and prices that your bakery offers, or adjust your pricing. Anticipating more updates in the future? No problem. This page is always available to edit so your customers are always shown your latest cake options.

Note: Most bakeries only have a base price for Signature Cakes.

Each option works the same to add custom option and update pricing.

1. Select the proper option under Bakery Cakes
  - Example: Custom Cake Fillings
2. Select New custom Cake Filling
3. Enter the name of your custom filling
  - Example: Ice Cream
4. Select Create Cake Filling

*Filling:* ingredient/ flavor used to fill center of cakes

*Flavor:* type of cake (example: Rainbow)

*Icing:* type/ flavor used to decorate cake

## New Custom Cake Filling

### New Custom Cake Filling

Name

Create Cake filling

[Orders](#) [Cakes](#) [Store](#) [Reports](#) [Bakery Cakes](#)

[CelebrationIQ Settings](#)

[CelebrationIQ Featured Cakes](#)

[Custom Cakes](#)

[Custom Cake Designs](#)

[Custom Cake Fillings](#)

[Custom Cake Flavors](#)

[Custom Cake Icing Flavors](#)

[Custom Cake Sizes](#)

[Custom Cake Size Configuration](#)

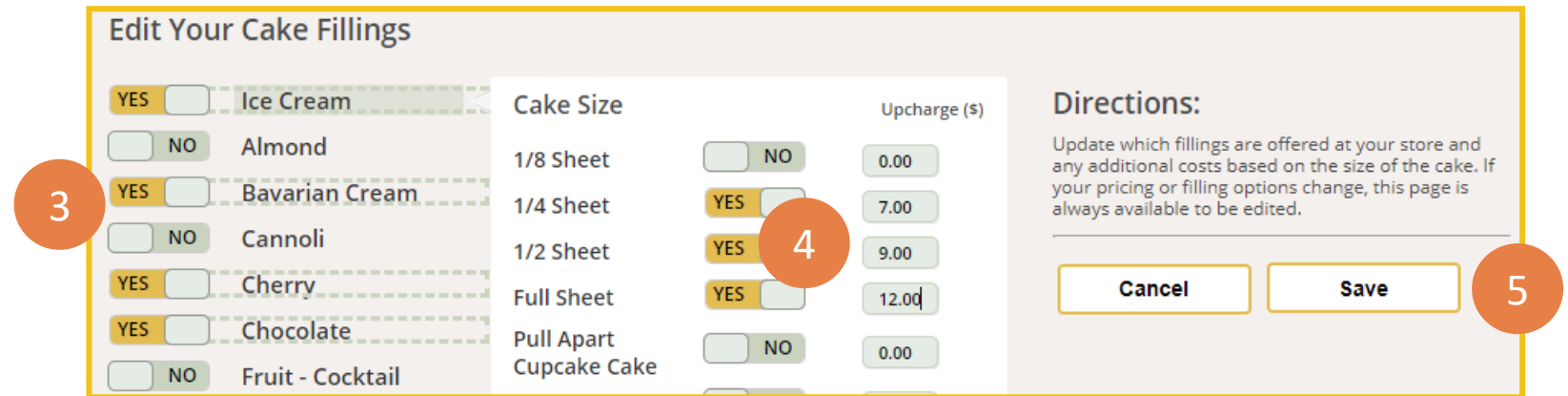
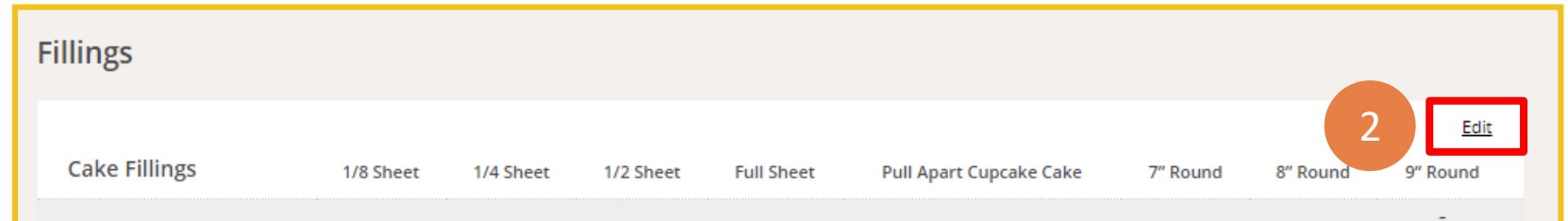
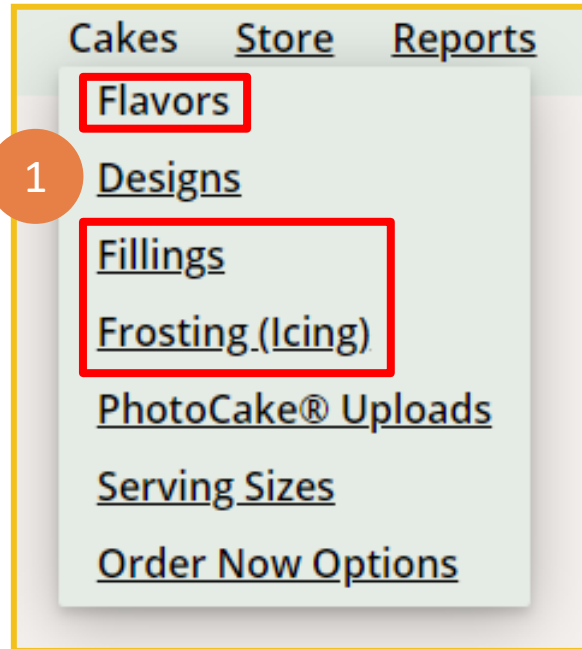
[Cake Designs](#)

[Discontinuations](#)








[Add-ons](#)

## How to add an upcharge for custom cake filling, flavors, and icing flavors:


1. Select the proper option under Cakes Menu
  - Example: Custom Cake Fillings
2. Select Edit
3. Toggle Custom Filling to YES
4. Add in upcharge for each size you offer custom filling
5. Select Save
6. Filling will now show up for your customer to select as option.



CHOOSE YOUR FILLING FLAVOR:

 <p>+\$0.00 No Filling</p>	 <p>+\$5.00 Bavarian Cream</p>	 <p>+\$3.00 Cherry</p>
 <p>+\$2.00 Chocolate</p>	 <p>+\$7.00 Ice Cream</p>	 <p>+\$4.00 Same as Frosting</p>
 <p>+\$3.00</p>		

Example: Ice Cream  
Custom Filling Flavor



Please note that your cake may have some design variations.

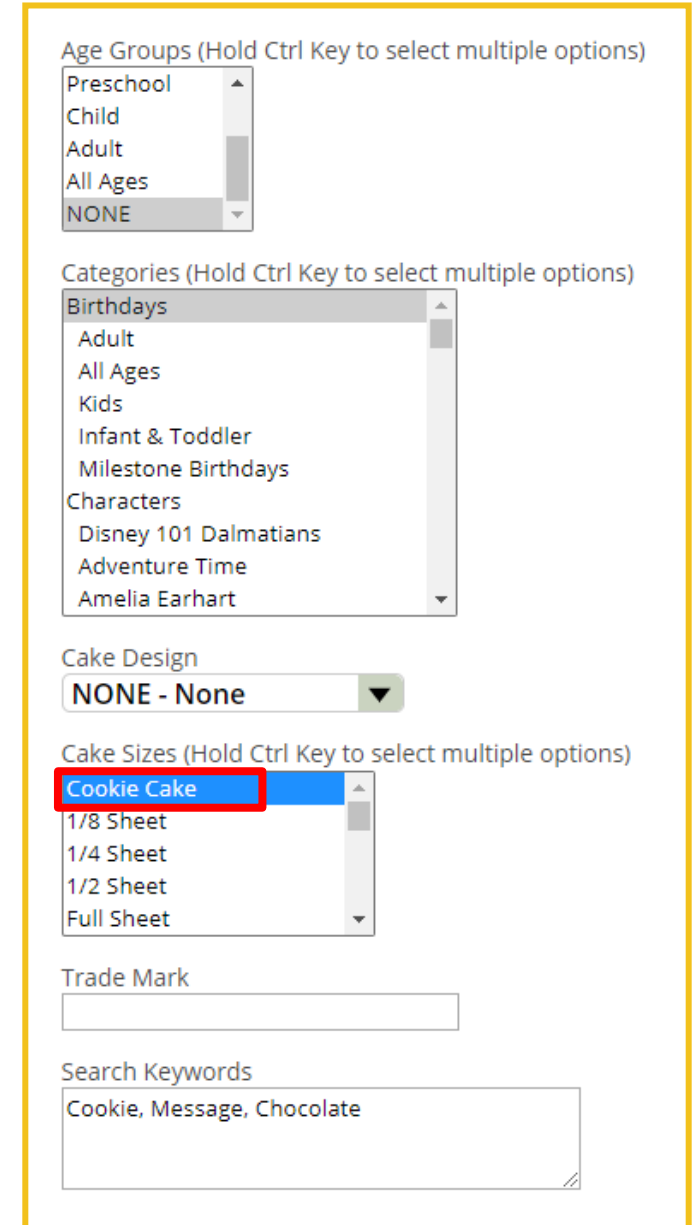
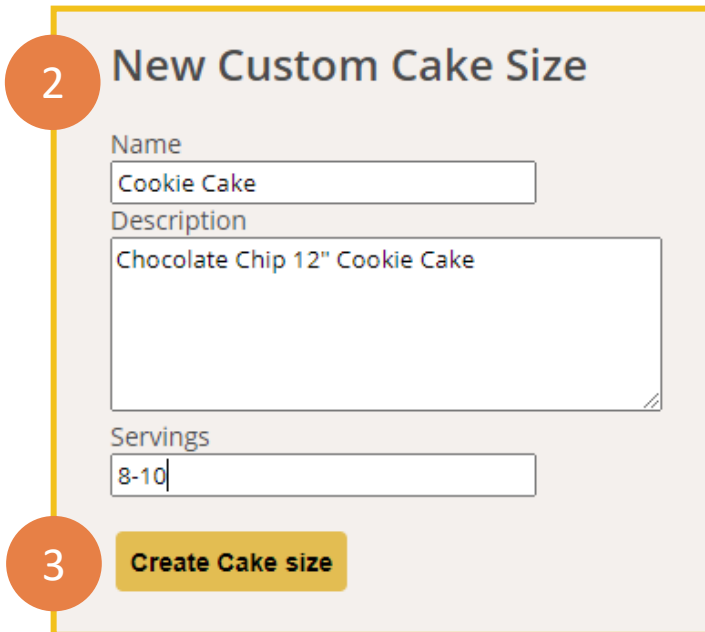
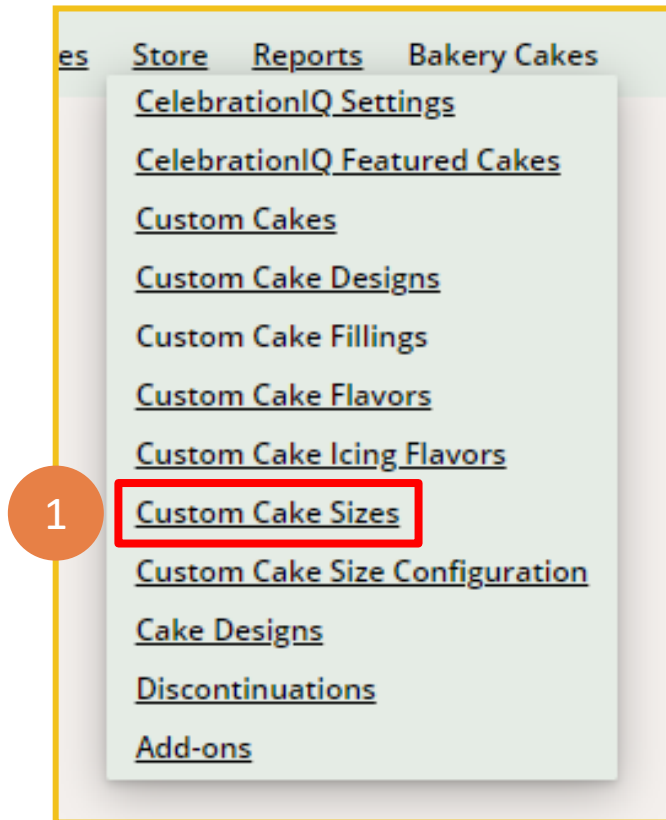
<p>Decoration: \$5.00</p> <p>Size: 1/4 Sheet</p> <p>Flavor: Marble + \$12.99</p>
<p>Order Total: \$17.99</p> <p><small>Price does not include tax.</small></p>

CONTINUE



1. Select Custom Cake Sizes in Bakery Cakes menu
2. Select New Custom Cake Size
3. Fill in Name, Description and Servings
  - Example: Cookie Cake
4. Select Create Cake Size

\*This cake size will now show up when creating new custom cakes and be available for you to select.



# Custom Cakes - Size Configuration

Use to set up details of custom cake sizes

1. Select Custom Cake Size Configuration in Bakery Cakes menu
2. Select a cake size
  - Example: Cookie Cake
3. Select Categories you want to search for cake designs to offer on selected cake size
4. Select Filter
5. Check what cake designs you want to offer on your custom cake size

\*This cake size will now show up when creating new custom cakes and be available for you to select.

**Navigation Menu:**

- Store
- Reports
- Bakery Cakes
- Custom Cake Size Configuration**

**Cake Size Inclusions:**

Select a cake size\*: **Cookie Cake**

**Categories:**

- Chocolate
- DecoSet® Signature
- PhotoCake® Frame
- Cupcake Rings
- Cupcake Layon
- Edible Image®
- PhotoCake®
- Sweet Décor™
- Oons®
- Paste
- PhotoCake® Strip
- SugarStyle™
- Designer Prints®
- DecoSet® Layon
- DecoPics®
- DecoSet® / Cake Kit
- PhotoCake® Backgrou
- Pop Tops®

**Filter**

**Available Cake Designs:**






- (19625) Stork and Baby
- (20908) Apple
- (544) Congrats Grad
- (25902) Penguins
- (531) Animal Print Grad
- (20168) Driver License
- (26483) Magical Celebration
- (20271) Tennis


# Custom Flavors - Customer Experience

What the online ordering experience will look like for your customer

Create Your Cake

CHOOSE YOUR CAKE SIZE:

 Serves 8 - 10 1/8 Sheet	 Serves 20 - 25 1/4 Sheet	 Serves 40 - 50 1/2 Sheet
 Serves 80 - 100 Full Sheet	 Serves 20 - 25 8" Round	



\*Actual image size on cake may vary by store.

Please note that your cake may have some design variations.

Create Your Cake

Order Total: \$0.00  
Price does not include tax.

CONTINUE

CHOOSE YOUR CAKE FLAVOR:

CHOOSE YOUR FILLING FLAVOR:

CUSTOMER VIEW ON YOUR SITE

*This feature is currently being added to CIQ*